

2011 Census release: Ward profile

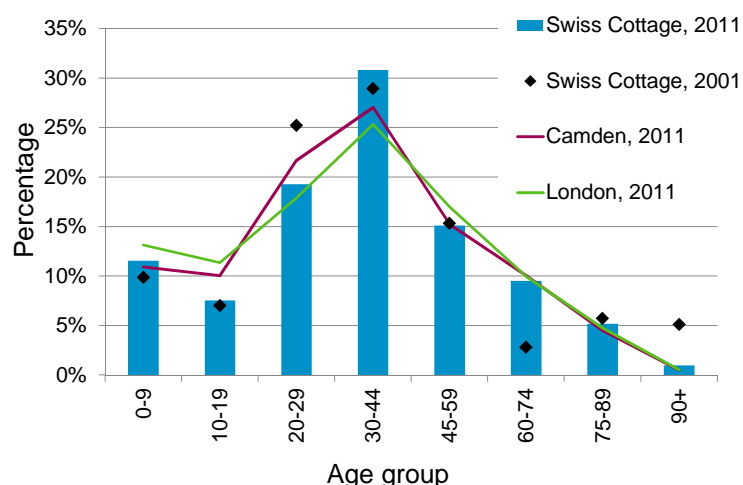
E05000144 Swiss Cottage

March 2013

This profile provides information on key demographics, health care, household and employment status for this ward primarily based on the 2011 Census data. It shows both the differences between the Camden average and the ward, and where available, between the 2001 and 2011 Census figures. All data for 2011 were published by the Office for National Statistics (ONS) in January 2013. All data are available at www.ons.gov.uk. Unless otherwise stated, data are for 2011.

DEMOGRAPHICS

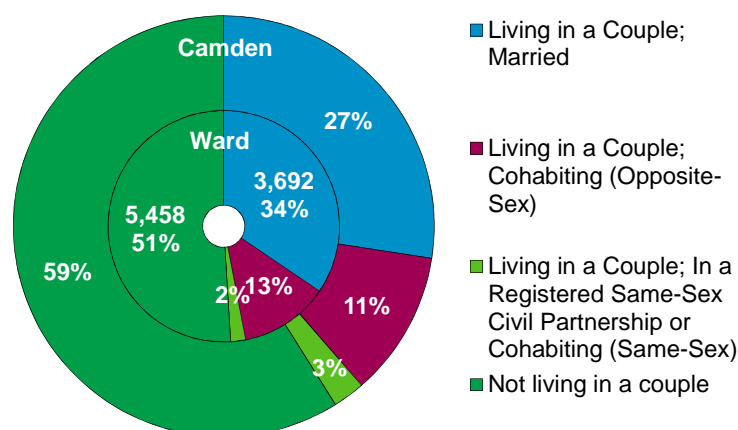
Age structure



In 2011 there were a total of 12,900 residents in Swiss Cottage, compared to 11,663 in 2001.


The 60-74 years age group saw the largest increase from 2001 (from 3% to 10%).

Marital and Civil Partnership status



In 2011, 51% of residents in Swiss Cottage were recorded as not living in a couple. This is lower than Camden (59%) and is a decrease from the ward's percentage in 2001 (56%).

Religion

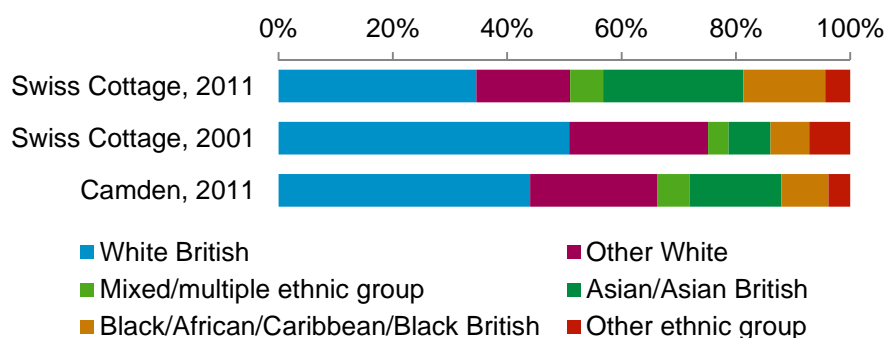


The percentage of people with no religion in Swiss Cottage has increased from 20% to 24% since 2001, and is the same as in Camden (24%).

Ethnicity and Language

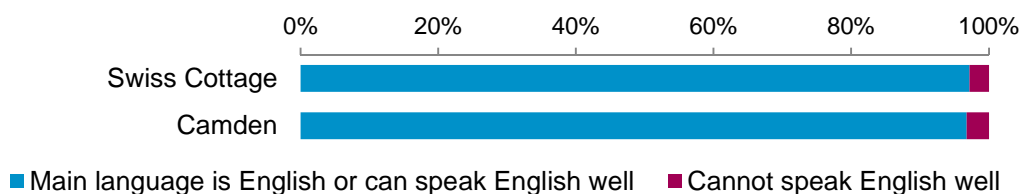
Ethnic Group

In 2011, 35% of people in Swiss Cottage were White British, followed by Other White, which represents 16% of the ward population.



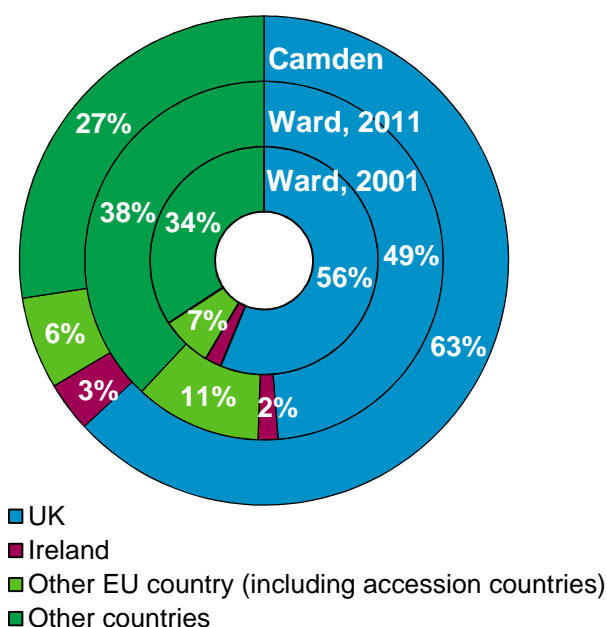
Proficiency in English

In 2011, 344 (3%) of people could not speak English or not speak English very well. This percentage is the same as in Camden overall (3%).

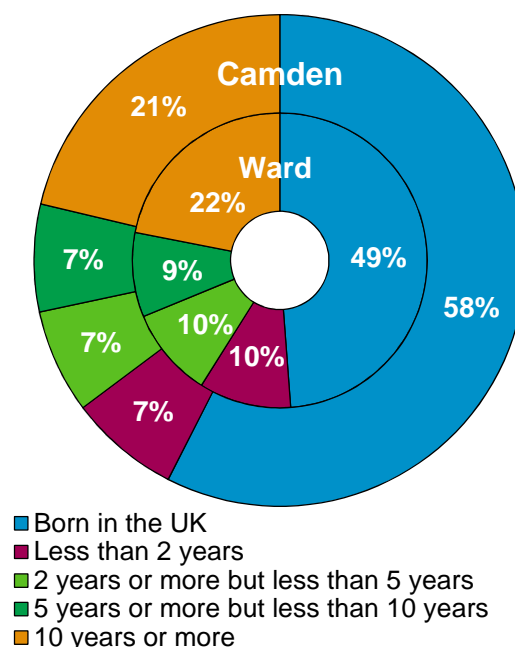


Country of birth and residency

Country of Birth



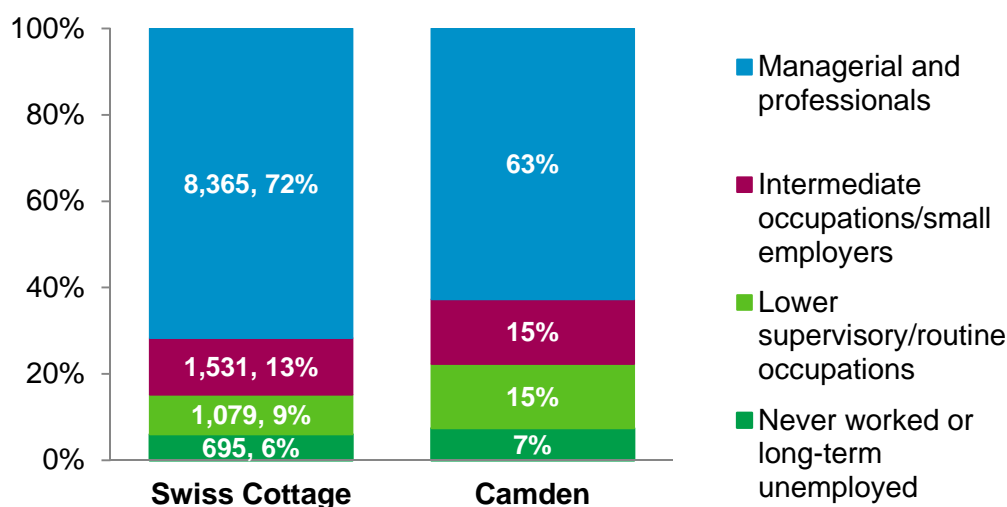
Length of UK residency



The percentage of residents in Swiss Cottage that were born in the UK decreased from 56% in 2001 to 49% in 2011. The percentage of people born in EU countries (including the most recent accession countries) other than the UK and Ireland has increased from 7% in 2001 to 11% in 2011. The percentage of residents in Swiss Cottage who were not born in the UK but have lived in the country for ten years or more is higher in Swiss Cottage (22%) than in Camden (21%).

LABOUR MARKET

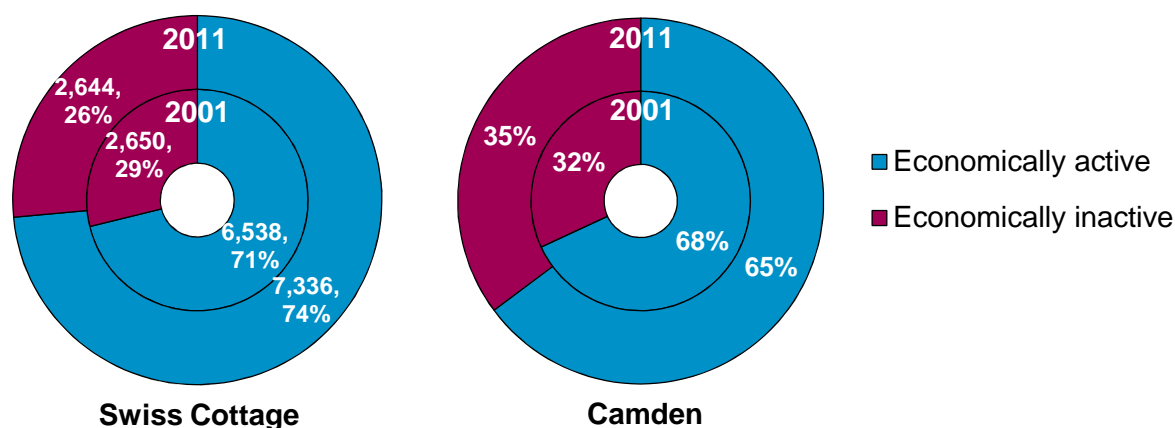
Employment by socio-economic group (NS-SEC)



In 2011, 695 residents in Swiss Cottage were long-term unemployed or had never worked, which represents 6% of the ward population (compared to 7% in Camden).

Note: The working age population size does not exactly equal the sum of the individual categories due to rounding.

Economically inactive* working age population (16-74)



In 2011, there were 2,644 (26%) economically inactive residents* in Swiss Cottage, of whom 271 (10%) were long-term sick or disabled (14% in Camden).

* Not in work and not actively seeking work.

Education and qualifications

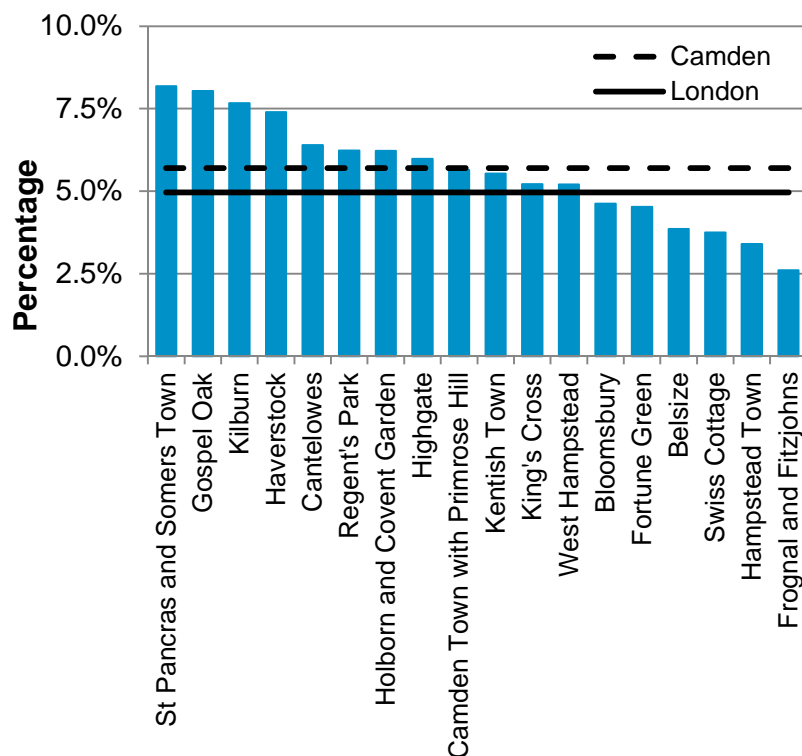
In 2011, Swiss Cottage had a higher percentage of residents aged 16 or over with no qualifications than Camden, and a higher percentage of residents aged 16 or over with a degree level qualification than Camden.

Ward	No qualification		Degree level	
	2001	2011	2001	2011
Swiss Cottage	1,042 (11%)	973 (15%)	5,437 (59%)	6,510 (60%)
Camden	26,935 (17%)	23,451 (11%)	72,945 (47%)	93,453 (42%)

Note: 2001 Census reported data for 16-74 year olds, and 2011 Census reported for all residents aged 16 or over, so figures aren't directly comparable.

HEALTH AND THE PROVISION OF UNPAID CARE

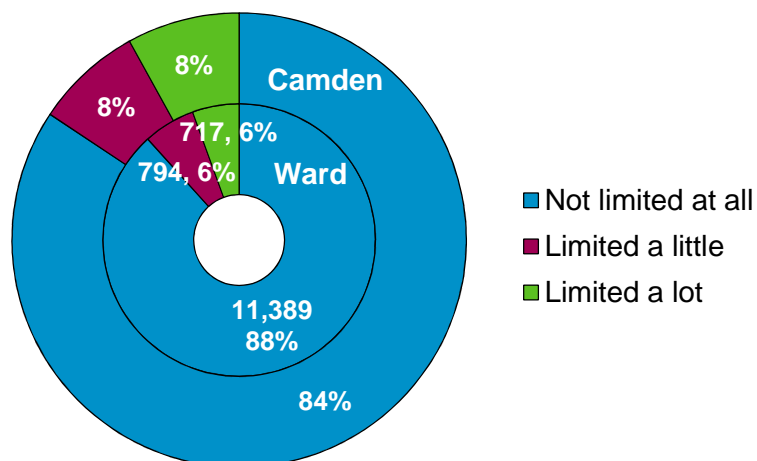
Percentage of residents who rated their health as bad or very bad, Camden wards compared with Camden and London averages, 2011



4% of Swiss Cottage residents rated their health as 'bad' or 'very bad' in 2011, which was lower than Camden (6%). In 2001, 7% of Swiss Cottage residents rated their health as 'not good'.

87% of Swiss Cottage residents rated their health as 'good' or 'very good', which was higher than the Camden average (84%). 10% of Swiss Cottage residents rated their health as fair.

Residents who feel that they are limited by their health in their daily lives, Swiss Cottage compared with Camden.

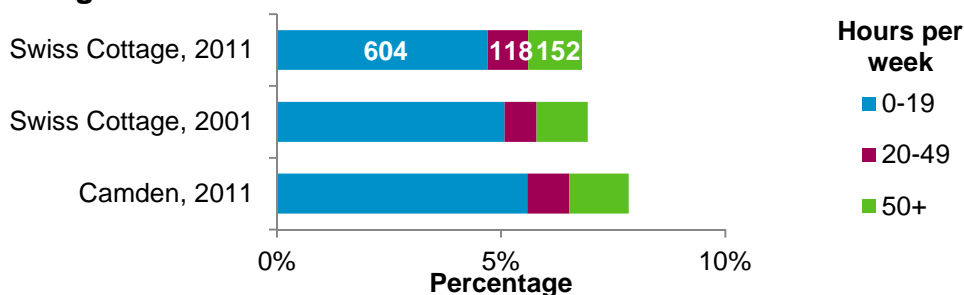


6%

of Swiss Cottage residents felt that they were limited a lot in their daily lives, compared to 8% in Camden.

Note: The question from 2001 is not directly comparable with the 2011 question. In 2001, 13% of residents felt that they had a limiting long-term condition.

Percentage of residents providing unpaid care, by number of hours per week, Swiss Cottage 2011 and 2001 and Camden 2011

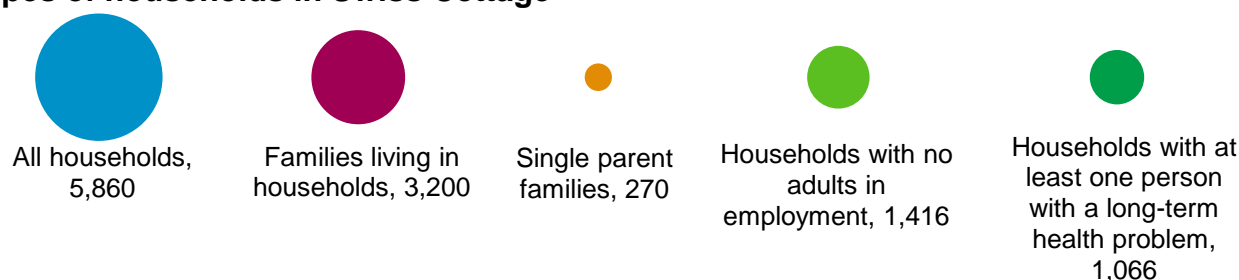


7%

of Swiss Cottage residents provided unpaid care at least once a week, the same percentage as 2001.

HOUSEHOLDS

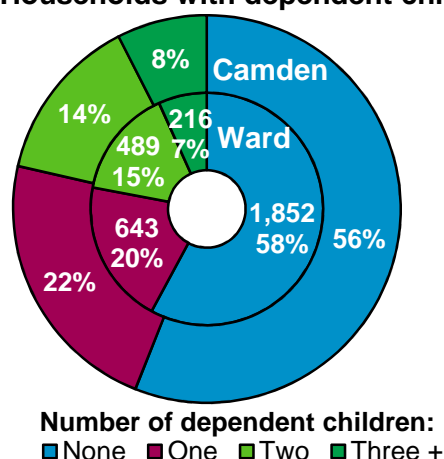
Types of households in Swiss Cottage



Note: These categories are not mutually exclusive.

Dependent children

Households with dependent children



Breakdown of all dependent children in Swiss Cottage

2,354
dependent children.

224 (10%)
dependent children lived in a household where no adult was employed, compared to 17% in Camden.

194 (8%)
dependent children lived in a household where at least one adult had a long-term health condition, compared to 12% in Camden.

Lone parent families

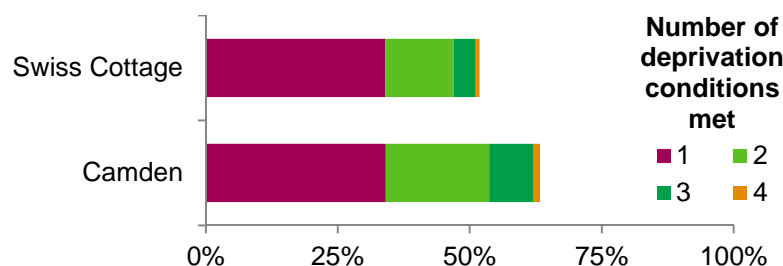


67 (25%)
lone parents worked full-time in Swiss Cottage compared to 21% in Camden.

45 (17%)
lone parents worked part-time in Swiss Cottage, compared to 23% in Camden.

158 (59%)
lone parents were unemployed in Swiss Cottage in 2011, compared to 60% in 2001, and 56% in Camden.

Deprivation



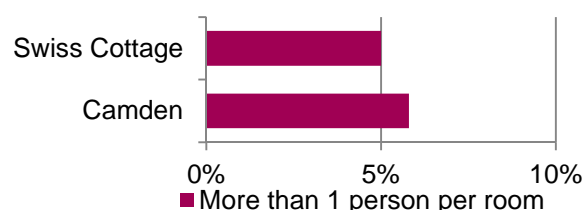
18%
of Swiss Cottage households met two or more of the ONS' deprivation conditions in 2011, compared to 29% in Camden.

Note: Deprivation conditions: any household member is unemployed or long-term sick; no household member has at least a level 2 education and none are full-time students; any household member has long-term health problem or rates their health as bad or very bad; household is overcrowded, shared, or lacks central heating.

LIVING ARRANGEMENTS

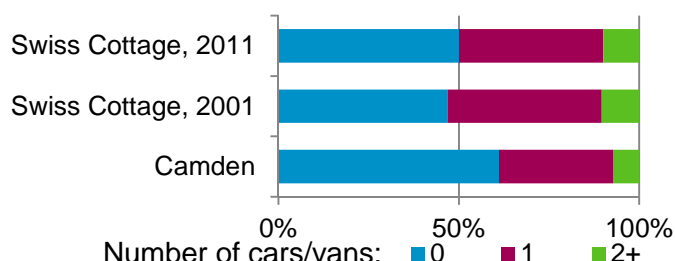
Household size

279 (5%) households in Swiss Cottage had more than one person per room compared to 6% in Camden.

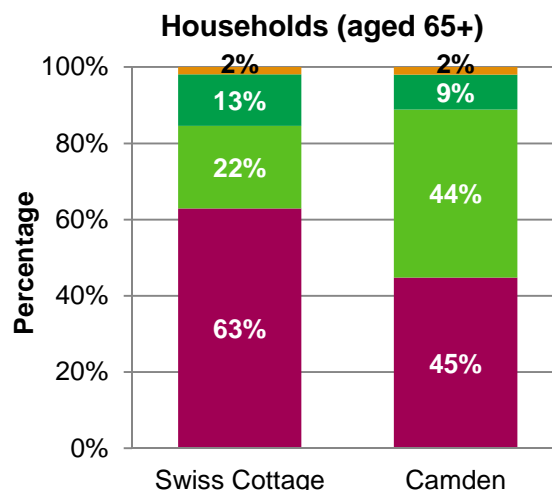
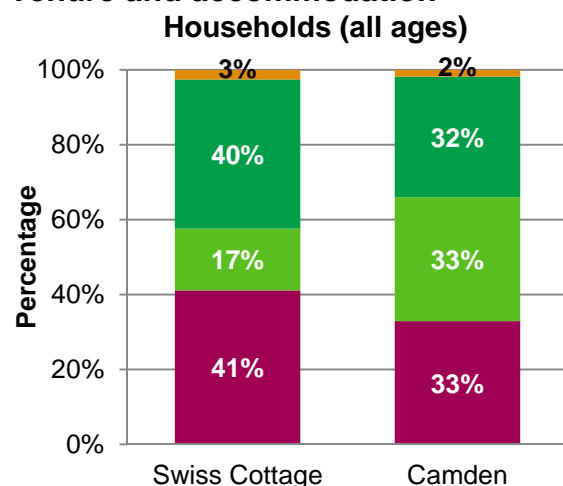


Car ownership

2,933 (50%) households in Swiss Cottage had no access to a car or van in 2011 compared to 47% in 2001.



Tenure and accommodation



■ Home owner or part owner
■ Privately rented

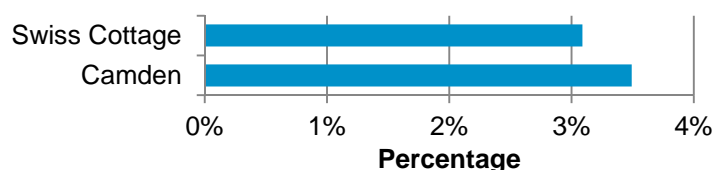
■ Rented from council or other social rented
■ Living rent free

In 2011, 910 (26%) households in Swiss Cottage had a head of household aged 65 or over, compared to 24% in Camden.

967 (17%) households in Swiss Cottage lived in a property rented from the council or another social landlord, compared to 44% among households whose head was aged 65 or over, and 33% among all households in Camden.

Central heating

181 (3%) households in Swiss Cottage had no central heating in 2011 compared to 6% in 2001. In 2011, the percentage of homes without central heating in Swiss Cottage was the same as Camden (3%).



This profile has been produced by the Camden and Islington Public Health Intelligence Team. For more information contact publichealth.intelligence@islington.gov.uk or call 020 7527 1240. The main authors of these ward profiles were Ester Romeri, David Clifford, Lucy Lloyd, and Fatima Salih.